


CAVO MULTIPOLARE CON CONDUTTORI FLESSIBILI, ISOLANTE E GUAINA ESTERNA IN GOMMA SILICONE  
**ST = STANDARD T180°C – THT = SPECIALE T250°C ANTILACERAZIONE E ANTISTRAPPO**  
 MULTICORE CABLE WITH FLEXIBLE CONDUCTORS, INSULATION AND EXTERNAL SHEATH MADE OF SILICONE RUBBER  
**ST = STANDARD T180°C – THT = SPECIAL T250°C ANTI-LACERATION AND ANTI-TEAR**



**SIGLE DI DESIGNAZIONE - DESIGNATION ACRONYMS**

Conduttori Conductors	Guaina Sheath	Conduttori Conductors	Guaina Sheath	Conduttori Conductors	Guaina Sheath	Conduttori Conductors	Guaina Sheath
T 180°C	T 180°C	T 180°C	T 250°C	T 250°C	T 180°C	T 250°C	T 250°C
FG4OG4/2	G	FG4OG4/2	G ST/THT	FG4OG4/2	G THT/ST	FG4OG4/2	G THT/THT
FG4OG4/2	X	FG4OG4/2	X ST/THT	FG4OG4/2	X THT/ST	FG4OG4/2	X THT/THT
FG4OG4/2	CC	FG4OG4/2	CC ST/THT	FG4OG4/2	CC THT/ST	FG4OG4/2	CC THT/THT
FG4OG4/2-A	G	FG4OG4/2-A	G ST/THT	FG4OG4/2-A	G THT/ST	FG4OG4/2-A	G THT/THT
FG4OG4/2-A	X	FG4OG4/2-A	X ST/THT	FG4OG4/2-A	X THT/ST	FG4OG4/2-A	X THT/THT
FG4OG4/2-A	CC	FG4OG4/2-A	CC ST/THT	FG4OG4/2-A	CC THT/ST	FG4OG4/2-A	CC THT/THT

LEGENDA		LEGENDA	
<b>A</b>	CON ARMATURA ESTERNA IN FERRO ZINCATO		WITH EXTERNAL ARMOUR MADE OF IRON STEEL
<b>G</b>	CON CONDUTTORE DI PROTEZIONE GIALLO/VERDE		WITH GROUND CONDUCTOR YELLOW/GREEN
<b>X</b>	SENZA CONDUTTORE DI PROTEZIONE GIALLO/VERDE		WITHOUT GROUND CONDUCTOR YELLOW/GREEN
<b>CC</b>	CON SEQUENZA E COLORI CONDUTTORI SPECIALI		WITH CONDUCTORS SPECIAL SEQUENCE AND COLOUR

**AVVERTIMENTO IMPORTANTE!!! WARNING!!!**

I prodotti di cui alla presente Specifica Tecnica sono previsti per impiego statico. Nel caso di applicazione su apparecchi in movimento si prega di contattare il Nostro Ufficio Tecnico al fine di identificare le caratteristiche del prodotto da fornire.

The products object of this Technical Specification are preset for static use. In case these products are used on moving equipments, please contact our Technical Department in order to detect the features of the product that has to be supplied.

DATI TECNICI	TECHNICAL DATA
- Tensione Nominale : <b>300/500V</b>	- Temperatura di Esercizio : <b>180 / 250°C</b>
- Working Voltage :	- Temperature Range :
- Tensione di Prova in H <sub>2</sub> O : <b>2000V</b>	Vedi temperature nella tabella sigle / See temperatures in acronyms table
- Test Voltage in H <sub>2</sub> O :	

REALIZZAZIONE	CONSTRUCTION
- Conduttore	Fili elementari in Rame Rosso, Stagnato e Nichelato trefolati, classe 5
- proprietà e costruzione	Proprietà vedi <b>T009</b> – Costruzione secondo <b>CEI 20-29</b> (HD 383 IEC 228 DIN VDE 0295)
- Conductor	Twisted strands of flexible Bare Copper, Tin or Nickel coated Copper wires, class 5
- property and construction	Property see <b>T009</b> – Construction in conformity to <b>CEI 20-29</b> (HD 383 IEC 228 DIN VDE 0295)
- Colori isolamento anime	Vedi tabella a pagina 3 di 3
- Core insulation colours	See table on page 3 of 3
- Colori della guaina Silicone	Bianco – Nero – Grigio – Rosso Mattone
- Silicone sheath Colours	White – Black – Grey – Red Brick
- Confezionamento	Vedi tabelle <b>T002 - T003</b>
- Packing	See tables <b>T002 - T003</b>
- Tolleranza sul Ø esterno	± 0,20 mm
- External Ø tolerance	



Caratteristiche Dimensionali			Dimensional Characteristics				Caratteristiche Elettriche conduttori in rame rosso. Vedi tabella T009		Peso		
CONDUTTORE	CONDUCTOR		ISOLANTE		INSULATION		Electrical Characteristics bare copper conductor. See table T009		Weight		
Sezione Section (mm <sup>2</sup> )	Formazione Composition [n° x Ø(mm)]	Diametro Diameter (mm x 1)	Spess. Isolante Insulat. Thickn. (mm)	Spess. Guaina Sheath Thickn. (mm)	NON ARMATO WITHOUT ARMOUR Ø Esterno External Ø (mm)	ARMATO ARMOURED Ø Esterno External Ø (mm)	Resist. max@20° C Resist. max@20° C (ohm/km)	(I) MAX 20° C ΔT +50° C (ampere)	NON ARMATO WITHOUT ARMOUR	ARMATO ARMOURED	
										(kg/km)	
2 x 0,25	8 x 0,20	0,70	0,45	0,55	4,30	5,30	75,50	5,00	26,70	76,70	
2 x 0,35	11 x 0,20	0,80	0,50	0,55	4,70	5,70	54,70	8,00	31,50	81,50	
2 x 0,50	16 x 0,20	0,90	0,60	0,70	5,60	6,70	39,00	12,00	46,30	96,30	
2 x 0,75	24 x 0,20	1,20	0,60	0,80	6,40	7,50	26,00	15,00	61,30	111,30	
2 x 1,00	32 x 0,20	1,30	0,60	0,80	6,60	7,70	19,50	17,00	68,60	125,70	
2 x 1,50	30 x 0,25	1,60	0,60	1,00	7,60	8,70	13,30	23,00	86,90	153,20	
2 x 2,50	50 x 0,25	2,00	0,70	1,20	9,20	10,40	7,98	33,00	139,40	224,20	
2 x 4,00	56 x 0,30	2,70	0,80	1,20	10,80	12,00	4,95	41,00	196,60	297,00	
2 x 6,00	84 x 0,30	3,30	0,80	1,40	12,80	13,60	3,30	50,00	254,00	328,00	
3 x 0,25	8 x 0,20	0,70	0,45	0,55	4,50	5,50	75,50	5,00	30,00	80,00	
3 x 0,35	11 x 0,20	0,80	0,50	0,55	5,00	6,00	54,70	8,00	38,70	88,70	
3 x 0,50	16 x 0,20	0,90	0,60	0,80	6,00	7,10	39,00	12,00	56,00	106,00	
3 x 0,75	24 x 0,20	1,20	0,60	0,80	6,80	7,90	26,00	15,00	75,10	125,10	
3 x 1,00	32 x 0,20	1,30	0,60	1,00	7,40	8,50	19,50	17,00	89,60	152,90	
3 x 1,50	30 x 0,25	1,60	0,60	1,00	8,00	9,10	13,30	23,00	108,45	173,10	
3 x 2,50	50 x 0,25	2,00	0,70	1,20	9,70	10,90	7,98	33,00	172,90	232,90	
3 x 4,00	56 x 0,30	2,70	0,80	1,20	11,40	12,60	4,95	41,00	248,40	337,80	
4 x 0,25	8 x 0,20	0,70	0,45	0,55	5,00	6,10	75,50	5,00	38,40	78,40	
4 x 0,35	11 x 0,20	0,80	0,50	0,55	5,40	6,50	54,70	8,00	44,40	84,40	
4 x 0,50	16 x 0,20	0,90	0,60	1,00	7,00	8,20	39,00	12,00	75,70	105,70	
4 x 0,75	24 x 0,20	1,20	0,60	1,00	7,80	9,00	26,00	15,00	97,70	137,70	
4 x 1,00	32 x 0,20	1,30	0,60	1,00	8,00	9,20	19,50	17,00	108,90	166,00	
4 x 1,50	30 x 0,25	1,60	0,60	1,00	8,80	10,00	13,30	23,00	135,50	215,00	
4 x 2,50	50 x 0,25	2,00	0,70	1,20	10,60	11,80	7,98	33,00	210,90	305,90	
4 x 4,00	56 x 0,30	2,70	0,80	1,50	13,30	14,50	4,95	41,00	335,20	451,10	
5 x 0,25	8 x 0,20	0,70	0,45	0,60	5,50	6,70	75,50	5,00	46,80	116,80	
5 x 0,35	11 x 0,20	0,80	0,50	0,60	6,10	7,30	54,70	8,00	56,40	126,40	
5 x 0,50	16 x 0,20	0,90	0,60	1,00	7,50	8,70	39,00	12,00	88,00	158,00	
5 x 0,75	24 x 0,20	1,20	0,60	1,00	8,50	9,70	26,00	15,00	116,50	186,50	
5 x 1,00	32 x 0,20	1,30	0,60	1,00	8,80	10,00	19,50	17,00	132,90	213,70	
5 x 1,50	30 x 0,25	1,60	0,60	1,00	9,60	10,80	13,30	23,00	167,80	255,10	
5 x 2,50	50 x 0,25	2,00	0,70	1,20	11,60	12,80	7,98	33,00	258,30	360,00	
5 x 4,00	56 x 0,30	2,70	0,80	1,50	14,40	15,60	4,95	41,00	397,90	524,80	
6 x 0,25	8 x 0,20	0,70	0,45	0,70	6,20	7,40	75,50	5,00	58,80	137,10	
6 x 0,35	11 x 0,20	0,80	0,50	0,70	6,80	8,00	54,70	8,00	69,70	147,30	
6 x 0,50	16 x 0,20	0,90	0,60	1,00	8,20	9,40	39,00	12,00	105,20	183,50	
6 x 0,75	24 x 0,20	1,20	0,60	1,00	9,20	10,40	26,00	15,00	137,80	216,10	
6 x 1,00	32 x 0,20	1,30	0,60	1,00	9,50	10,70	19,50	17,00	156,20	240,40	
6 x 1,50	30 x 0,25	1,60	0,60	1,00	10,40	11,60	13,30	23,00	198,30	283,00	
6 x 2,50	50 x 0,25	2,00	0,70	1,20	12,60	14,00	7,98	33,00	306,70	417,70	
7 x 0,25	8 x 0,20	0,70	0,45	0,70	6,70	7,90	75,50	5,00	68,70	147,00	
7 x 0,35	11 x 0,20	0,80	0,50	0,70	7,40	8,60	54,70	8,00	82,30	160,60	
7 x 0,50	16 x 0,20	0,90	0,60	1,00	8,60	9,80	39,00	12,00	117,90	195,30	
7 x 0,75	24 x 0,20	1,20	0,60	1,00	9,20	10,40	26,00	15,00	143,30	221,60	
7 x 1,00	32 x 0,20	1,30	0,60	1,00	9,80	11,20	19,50	17,00	150,00	232,00	
7 x 1,50	30 x 0,25	1,60	0,60	1,00	10,70	12,10	13,30	23,00	209,00	303,70	
7 x 2,50	50 x 0,25	2,00	0,70	1,20	13,60	14,40	7,98	33,00	324,90	440,40	
8 x 0,25	8 x 0,20	0,70	0,45	0,80	7,40	8,60	75,50	5,00	82,70	166,90	
8 x 0,35	11 x 0,20	0,80	0,50	0,80	8,10	9,30	54,70	8,00	94,00	178,20	
8 x 0,50	16 x 0,20	0,90	0,60	1,00	9,20	10,40	39,00	12,00	134,10	218,30	
8 x 0,75	24 x 0,20	1,20	0,60	1,00	10,30	11,50	26,00	15,00	175,30	270,00	
8 x 1,00	32 x 0,20	1,30	0,60	1,00	10,60	12,00	19,50	17,00	198,30	299,00	
8 x 1,50	30 x 0,25	1,60	0,60	1,00	11,50	12,90	13,30	23,00	249,60	365,10	



**- Tabella combinazioni colori e sequenze conduttori per cavi multipolari secondo CEI-UNEL 00722**  
**- Colours scheme and sequence table for multicore cables complying with CEI-UNEL 00722**

	versione STANDARD STANDARD version	G	versione su richiesta on request version	X
Numero di conduttori Number of conductors	Versione con conduttore di protezione Giallo/Verde Version with ground conductor Yellow/Green		Versione senza conduttore di protezione Giallo/Verde Version without ground conductor Yellow/Green	
2	-----		Blu - Marrone	
3	Giallo/Verde - Blu - Marrone		Blu - Marrone - Nero	
4	Giallo/Verde - Blu - Marrone - Nero		Blu - Marrone - Nero - Grigio	
5	Giallo/Verde - Blu - Marrone - Nero - Grigio		Blu - Marrone - Nero - Grigio - Nero	
6	Giallo/Verde + Anime nere numerate da 1 a 5		Anime nere numerate da 1 a 6	
7	Giallo/Verde + Anime nere numerate da 1 a 6		Anime nere numerate da 1 a 7	
8	Giallo/Verde + Anime nere numerate da 1 a 7		Anime nere numerate da 1 a 8	
2	-----		Blue - Brown	
3	Yellow/Green - Blue - Brown		Blue - Brown - Black	
4	Yellow/Green - Blue - Brown - Black		Blue - Brown - Black - Grey	
5	Yellow/Green - Blue - Brown - Black - Grey		Blue - Brown - Black - Grey - Black	
6	Yellow/Green + Black cores numbered from 1 to 5		Black cores numbered from 1 to 6	
7	Yellow/Green + Black cores numbered from 1 to 6		Black cores numbered from 1 to 7	
8	Yellow/Green + Black cores numbered from 1 to 7		Black cores numbered from 1 to 8	

**ATTENZIONE!!! / ATTENTION!!!**

Cavi CA monofase con conduttore di Neutro (BLU):

**B L F S.r.l. CONSIDERA STANDARD LA VERSIONE G CON GIALLO/VERDE.**

**SU RICHIESTA E' DISPONIBILE LA VERSIONE X SENZA GIALLO/VERDE.**

Sempre su richiesta sono disponibili le versioni 3 e 4 conduttori definite dalla norma CEI-UNEL 00722 per impiego trifase con le seguenti sequenze colori:

4 conduttori - G - Giallo/Verde - Marrone - Nero - Grigio

3 conduttori - X - Marrone - Nero - Grigio

Dette versioni, come eventuali versioni con colori e sequenze anime di definizione del cliente, assumono la sigla di denominazione interna con finale CC (es. FG4OG4/2 CC) ed i colori saranno documentati codice per codice.

AC mono phase cables with Neutral conductor (BLUE):

**COMPOSITION G WITH YELLOW/GREEN IS CONSIDERED STANDARD BY B L F S.r.l.**




**ON REQUEST AVAILABLE COMPOSITION X WITHOUT YELLOW/GREEN.**

Moreover, composition with 3 and 4 conductors specified in CEI-UNEL 00722 norm, suitable for three phase systems, are available on request with the following colour sequences:

4 conductors - G - Yellow/Green - Brown - Black - Grey

3 conductors - X - Brown - Black - Grey

These versions and other possible versions having core colours and sequences according to customer's request, have our internal product name ending with CC (ex. FG4OG4/2 CC) and colours will be reported code by code.

CARATTERISTICHE E VALORI SONO INDICATIVI E POSSONO VARIARE SENZA PREAVVISO CHARACTERISTICS AND VALUES ARE INDICATIVE AND THEY CAN BE MODIFIED WITHOUT NOTICE			RACCOMANDAZIONI PER L'USO SUL RETRO RECOMMENDATIONS FOR USE BEHIND		
DATA EMISSIONE	07/06/1994	INDICE DI MODIFICA	15	DATA MODIFICA	01/02/2005
Redatto da SETP (firma)		Verificato da SEP (firma)		Approvato da DIG (firma)	
Issue by SETP (signature)		Verified by SEP (signature)		Approved by DIG (signature)	
<p><b>Il presente documento è di esclusiva proprietà di BLF S.r.l. Le leggi vigenti ne tutelano la proprietà e ne vietano l'utilizzo improprio.</b> <b>This document is an exclusive BLF S.r.l. property. Current laws defend this property and forbid its improper use.</b></p>					

108 - PARTICULARITIES

There are several multicore cables made on the basis of this technical sheet. The characteristics of the compounds used are the following:

ST Compound = Density g/cm <sup>3</sup> 1,60 ± 0,02	Dielectric Strength kV/mm 15	Elongation Min. Originale cond. 200%	After Ageing 10 days 200°C	100%
		Tensile Strength Min. Originale cond. N/mm <sup>2</sup> 5	After Ageing 10 days 200°C	N/mm <sup>2</sup> 4
THT Compound = Density g/cm <sup>3</sup> 1,29 ± 0,02	Dielectric Strength kV/mm 15	Elongation Min. Originale cond. 250%	After Ageing 10 days 250°C	100%
		Tensile Strength Min. Originale cond. N/mm <sup>2</sup> 8	After Ageing 10 days 250°C	N/mm <sup>2</sup> 5
NB. ST Compound = standard filled silicon rubber compound		with Tear strength min.	N/mm	10
THT Compound = special silicone rubber compound with high tensile and tear strength and temperature performance		with Tear strength min.	N/mm.	17

Tests and inspections are made with reference to the Norms CEI-EN

005 - GENERALITIESPERFORMANCES (Silicone rubber insulation)

The silicone rubber insulated cables, further giving high performances in environments with high temperatures, have got also other good qualities : halogen free, excellent UV, Ozone, Oxygen, Artificial Light, Atmospheric Agents etc. resistance, as well as good behaviour at low temperatures; Until -50°C the silicone rubber maintains its characteristics of elasticity (ASTM 2137A). If this temperature is overcome rubber loses gradually its elastic characteristics. The breaking temperature is -73°C. (ASTM D2137A). The performances of this cable, the norms applied during designing and construction, the construction characteristics are those indicated on the front side of this document. On it are also indicated possible Certifications (Quality Marks) and the references of the Certificate, that can be found also on the website: [www.blf.it](http://www.blf.it).

PRECAUTIONS AND RECCOMENDATIONS FOR USE

It is necessary to use all precautions against risks of mechanical damages of the insulator during handling, wiring and installation (avoid torsions, abrasions, rubbings, contacts with sharp surfaces). These precautions have to be applied in any case, but in particular during unsheathing and wiring of the silicone rubber cores.

It is a good norm to respect the minimum bend radii and not to submit the cable to traction stresses that can damage the product. Values not to be exceeded are:

Minimum bend radius (CEI 20-40)	: cable with diameter until 12 mm.	- 4 times the cable diameter if in static installation	- 5 times the cable diameter if in non static installation
Traction stress (CEI 20-40)	: 15N for each sq. mm. of section		

The cable must not be installed directly buried outdoors and beneath plaster coats, as also cables made for static installation must not be used on moving equipments.

This may cause breaking of the conductors and following outgoing of the same from the insulator with the risk of short circuit.

In case of use on moving equipments it is necessary to choose products right for the purpose and made in dynamic version (VD). In this version the construction of the cable allows passing the alternate flexibility test, made in compliance with the norm CEI 20-20/2.

HARMFUL SUBSTANCES FOR THE ELECTRIC INSULATOR

The contact between the electric insulator and substances that can deteriorate its properties must be avoided. In particular, for silicone rubber the following substances are indicated as harmful from the producers of rubber: hydrochloric, hydrofluoric, formic, nitric, sulphuric, stearic acids; petrol, oil, diesel oil, butanol, perchlorethylene.

EMISSIONS - CLASSIFICATION OF THE PRODUCT

Tests, that are carried out in certified laboratories, allow us to state, for our silicone insulated cables, with or without fiberglass braid or polyester protection, the following classifications:

- ABSENCE OF HALOGENS (LSOH)	Test according to the Norm	CEI-EN 50267-2-1 (CEI 20-37/2-1)
- LOW DEGREE OF ACIDITY	Test according to the Norm	CEI-EN 50267-2-2 (CEI 20-37/2-2)
- LOW EMISSION OF TOXIC SMOKES AND GASES	Test according to the Norm	CEI-EN 61034-1 CEI-EN 61034-2

Even if in very small quantity (lower than 0,1% found in the test), some remains of vulcanization, namely of the catalyser "Dichlorine Benzoi Peroxide", that is used for the vulcanization process, remain present. They are released during the first heating of the cable. Should the total absence of emissions be required, an appropriate post-vulcanization cycle must be considered. Our Technical Department can give, on demand, detailed information.

HARMFUL SUBSTANCES ABSENT IN THE CABLE AND DECLARATION according to Directives 2000/53/EC - 2002/95/EC

BLF cables do not contain any toxic or harmful substances introduced on purpose. The following substances are absent, in the limits of sensitivity of the traditional analytical technique:

Naphthylamine and its Salts (CAS91.59.9); Aminodiphenyl and its Salts (CAS92.67.1); Benzidine and its Salts (CAS92.87.5); Nitrodiphenyl (CAS92.93.3); \* PBB (Polybrominated Biphenyls); \* PBDE (Polybrominated Diphenyl Ethers); \* Deca BDE; \* Lead; \* Mercury; \* Chrome VI; \*\* Cadmium; PFOS and other substances harmful for health.

(\* Maximum percentage allowed by weight for homogeneous material 0,1% =1000 ppm -- \*\* Maximum percentage allowed by weight for homogeneous material 0,01% = 100 ppm)

Furthermore they do not contain the Dangerous Substances included in the Candidate List "SVHC" (future Annex 14 of the REACH regulation).

BLF's position towards the REACH Regulation is: *DOWNSTREAM USER*. In this position BLF must not effect the Registration of Substances or Preparations.

In the light of our current knowledge and on the basis of our documentation we can state that our products basically comply with the requirements of the following norms:

67/548/EEC - Regarding packaging and labelling of dangerous substances	76/769/EEC - Regarding Restrictions on introductions and use of dangerous substances.
2000/53/EC - ELV Regarding End of life vehicles	1907/2006-REACH - Registration, Evaluation and Authorisation of Chemicals
2002/95/EC - RoHS Regarding Restrictions of the use of certain hazardous substances in electrical and electronic equipment	
2002/96/EC - WEEE Handling of Waste of Electrical and Electronic Equipment	

For the electric cables no Security Sheet is made. The regulations in force do not provide for it. (Decree 7<sup>th</sup> September 2002 in implementation of the Directive 2001/58/EC regarding the information modalities about hazardous substances and preparations put on the market).

DECLARATION OF CONFORMITY AND CE MARKING

Every supply is given with "Declaration of Conformity" to this Technical Sheet. If the current laws in Italy provide for it, on the identification labels of the products the logo "CE" appears.

In case of homologated products also the logo of the homologation authority and the number of the certificate are indicated.

CE marking is not to be applied for cables with Working Voltage lower than 50V and higher than 1000V AC or lower than 75V and higher than 1500V DC.

CE marking is omitted on special cables made on demand, where the dimensioning of the product is defined by the Customer and without information about electric performances.

In these cases the customer is responsible for the employment of the product in safety conditions.

In case the product is exported out of the European Community, CE marking is not to be considered applicable in the area of destination of the goods

(L. Dec. 626/96 art.1 par. 1 - Directive n. 2006/95/CE).

GUARANTEES - EXAMINATIONS AND INSPECTIONS

During designing, the National or International Norms quoted on the front side of this document are applied. If believed as appropriate, the products are homologated by External Authorities for Product Certification (IMQ - IMQ HAR- VDE- UL - CSA etc.) which grant the compliance with the requirements in the long term through inspection visits and laboratory tests.

In case of products made without specific regulations, the designing is however made respecting the general current regulations, and homologation tests are made in BLF's laboratory.

All the products made, undergo examinations and tests in order to grant correspondence with the established requirements. Every final reel is seriated and a specimen is kept, by BLF for at least two years. The outgoing products are checked dimensionally on 100% of the final reels.

All electric cables are tested electrically 100% (spark tester) both on the extrusion line and during conclusive packaging. Possible imperfections are eliminated.

Interruptions are indicated with an appropriate label in the final packaging.

Furthermore, methodically, laboratory tests as planned in the Quality Handbook and relevant Procedures are made, in order to check the behaviour of the product and of the components used. The laboratory tests are made in accordance with the norms of reference. As example we list the most common tests on cables and relevant norms:

<u>TYPE OF TEST (ON THE INSULATOR)</u>	<u>CONDITION</u>	<u>TEST METHOD</u>
Elongation and Tensile Strength	Original condition and after ageing	CEI-EN 60811
Ohm resistance test	Original condition	CEI-EN 50395
Dielectric strength test	Original condition	CEI-EN 50395

TYPE OF TEST (ON COMPLETE CABLE)

Alternate flexibility test 30.000 cycles	For - VD - versions	CEI-EN 50396
Test for resistance to flame propagation	For versions where provided in the tech. sheet	CEI EN 60332-1-2

Other tests are made when provided from the norms of construction or the terms of the contract.